

## KEY PERFORMANCE METRICS

**4Q 2024 Public Housing Occupancy\***

**96%**

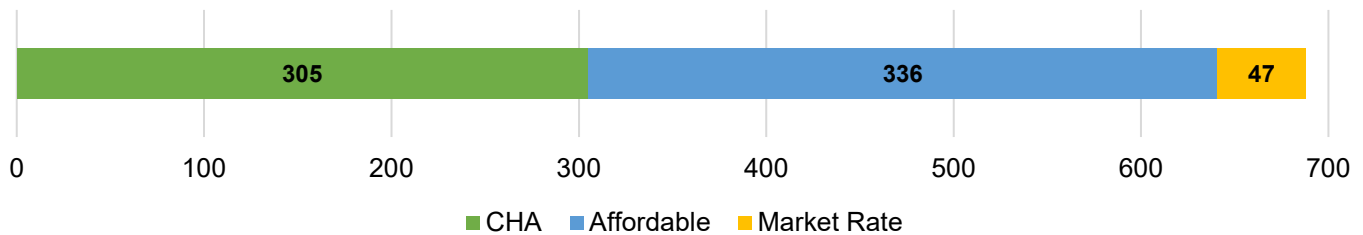
*\*Using HUD MASS Methodology, which is based on occupied units/leasable units and excludes offline (not leasable) units*

**4Q 2024 HCV Utilization\*\***

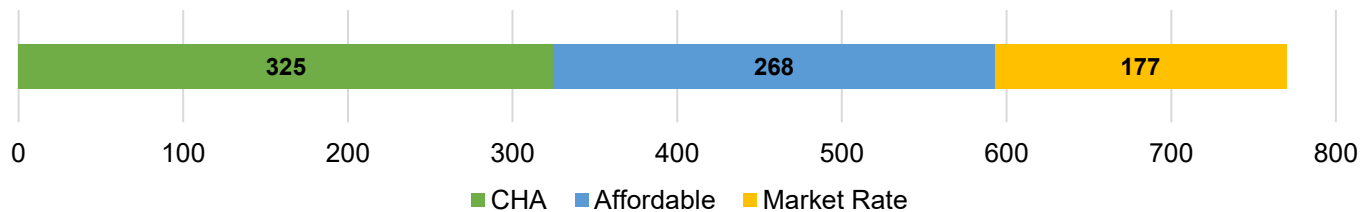
**99%**

*\*\*Regular HCV tenant-based vouchers*

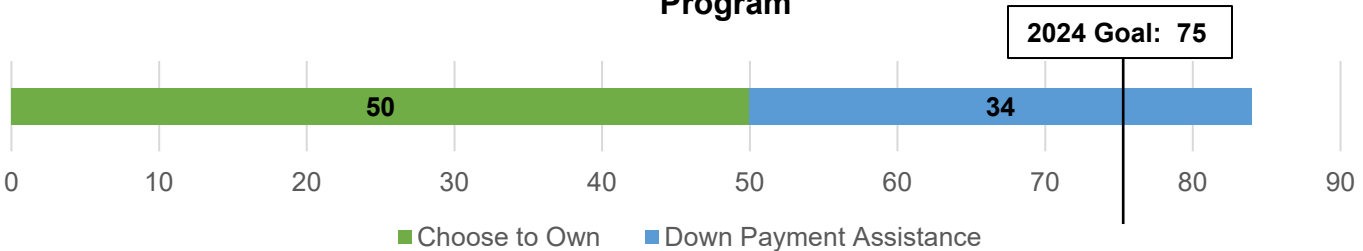
### FY2024 HOUSING DELIVERY



### FY2024 HOUSING UNDER CONSTRUCTION



### FY2024 Home Purchases through Home Ownership Made Easy (HOME) Program

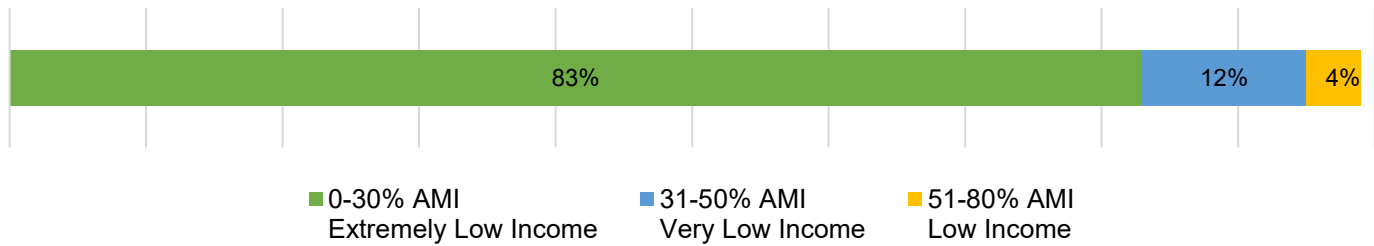


*Disclaimer: This report reflects unaudited data obtained from standard CHA recordkeeping systems and reports, including but not limited to the PHAS11A and PHAS11B. This report is presented for informational purposes only as a snapshot in time of CHA housing stock, resident demographics and programs, and the accuracy and reliability of this data is not guaranteed.*

## RESIDENTS

CHA HOUSEHOLD DEMOGRAPHICS			
	Vouchers	Public Housing	All CHA
Total Households	52,975	12,489	65,464
Average Household Size	2	2	2
Average HOH Age	53	57	54
Total Residents	109,119	25,713	134,832

### CHA HOUSEHOLD INCOME BY AMI CATEGORY



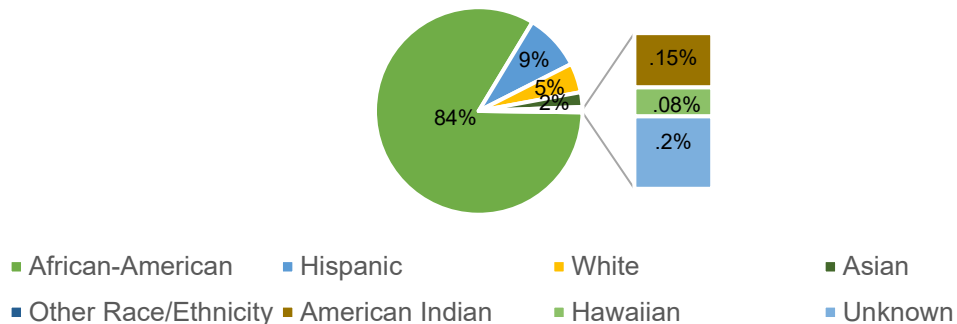
2023 HUD Area Median Income (AMI) Limits for the Chicago Region--Family of Four\*

0-30% AMI (Extremely Low Income)	\$33,100
31-50% AMI (Very Low Income)	\$55,150
51-80% AMI (Low Income)	\$88,250

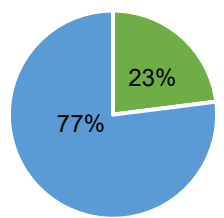
\*The "Chicago Region" includes Rockford and Joliet.

See the HUD website for additional information: <https://www.huduser.gov/portal/datasets/il.html>

### CHA HEAD OF HOUSEHOLD RACE/ETHNICITY

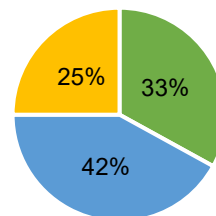


### CHA HEAD OF HOUSEHOLD GENDER



Male Female

### CHA RESIDENT AGE

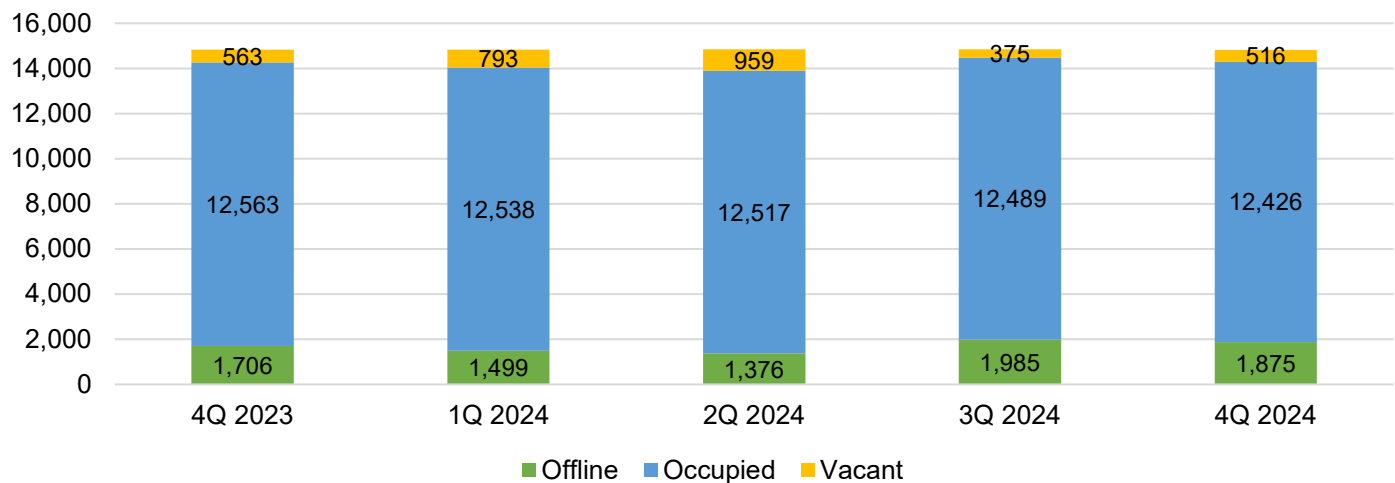


Youth (Age 0-17) Working Age (Age 18-54) Near Elderly/Elderly (Age 55+)

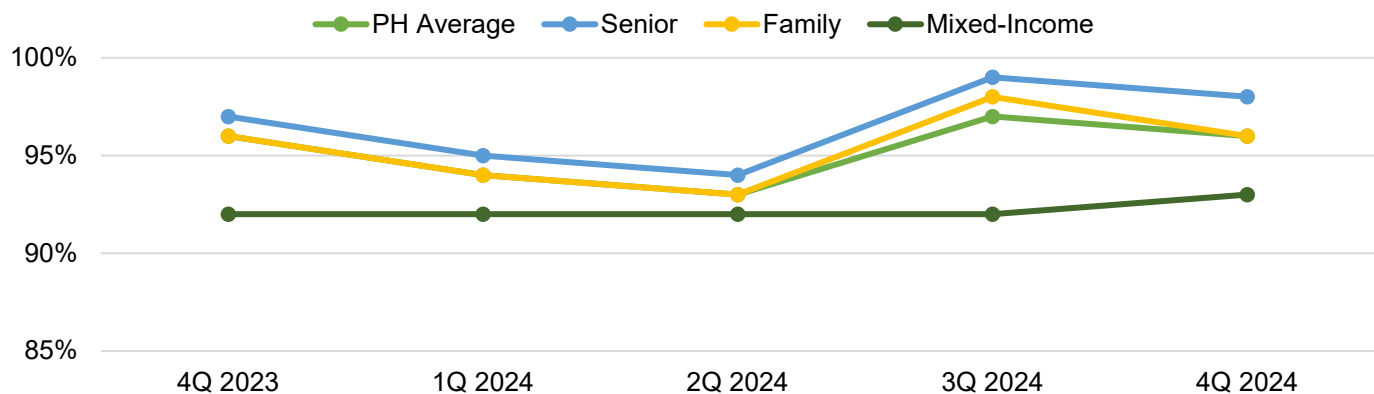
## PUBLIC HOUSING OCCUPANCY

PUBLIC HOUSING OCCUPANCY						
Portfolio	Total Units	Offline	Available for Leasing	Occupied	Vacant	Occupancy Rate
PH Senior	4,058	260	3,787	3,701	97	98%
PH Family	8,428	1,610	6,818	6,567	251	96%
PH Mixed-Income	2,331	5	2,326	2,158	168	93%
<b>All PH</b>	<b>14,817</b>	<b>1,875</b>	<b>12,931</b>	<b>12,426</b>	<b>516</b>	<b>96%</b>
Total Units	All units in the property whether available for leasing or not					
Offline	Vacant units that are not available for leasing for the following HUD-approved reasons: <ul style="list-style-type: none"> <li>• Litigation</li> <li>• Used for approved-non-dwelling purposes</li> <li>• Schedule for demolition or disposition</li> <li>• Under rehab or scheduled for rehab</li> </ul>					
Available for Leasing	Total units minus offline units					
Occupied	A CHA resident is living in the unit					
Vacant	Units that are not occupied because they are undergoing repairs or unit turn work prior to being leased or are in the process of being leased.					
Occupancy Rate	Occupied units divided by units available for leasing (per HUD MASS formula)					

### PUBLIC HOUSING UNIT STATUS OVER TIME



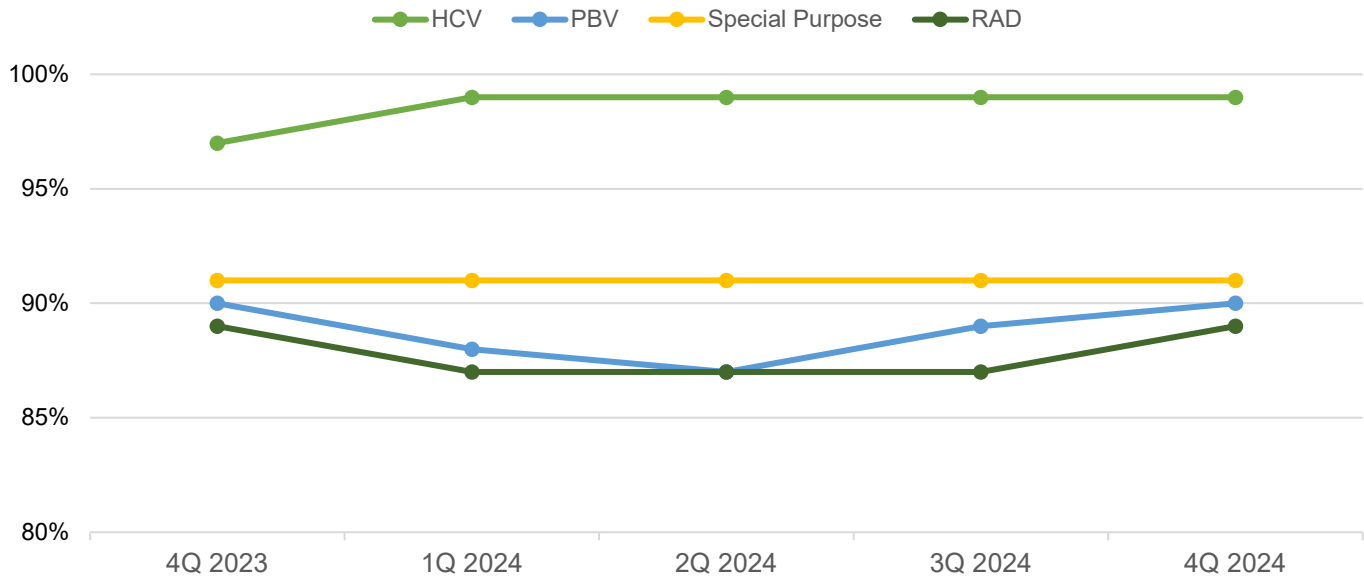
### PUBLIC HOUSING OCCUPANCY OVER TIME



## VOUCHERS

Voucher Utilization			
Type*	Allocation	Leased	% Utilized
HCV Tenant-Based	41,743	41,170	99%
Project-Based	4,134	3,719	90%
Special Purpose	2,782	2,536	91%
Rental Assistance Demonstration Project- Based	6,782	6,010	89%
<b>Total</b>	<b>55,441</b>	<b>53,435</b>	<b>96%</b>
HCV Tenant-Based Vouchers	Families use the voucher to lease the home of their choice in the private rental market. Units are subject to HUD's Fair Market Rent and inspection standards.		
Project-Based Vouchers (PBV)	Used by PHAs to subsidize a certain number of units in a privately-owned multi-family property pursuant to a long-term contract.		
Rental Assistance Demonstration (RAD) PBV	Used by PHAs to convert traditional public housing units to project-based voucher funding to ensure long-term affordability and fund capital improvements. Properties continue to be owned and managed by the PHA.		
Special Purpose Vouchers	Vouchers are targeted to specific populations such as veterans, former foster youth and people experiencing homelessness. PHAs collaborate with partners who provide services.		

### VOUCHER UTILIZATION OVER TIME

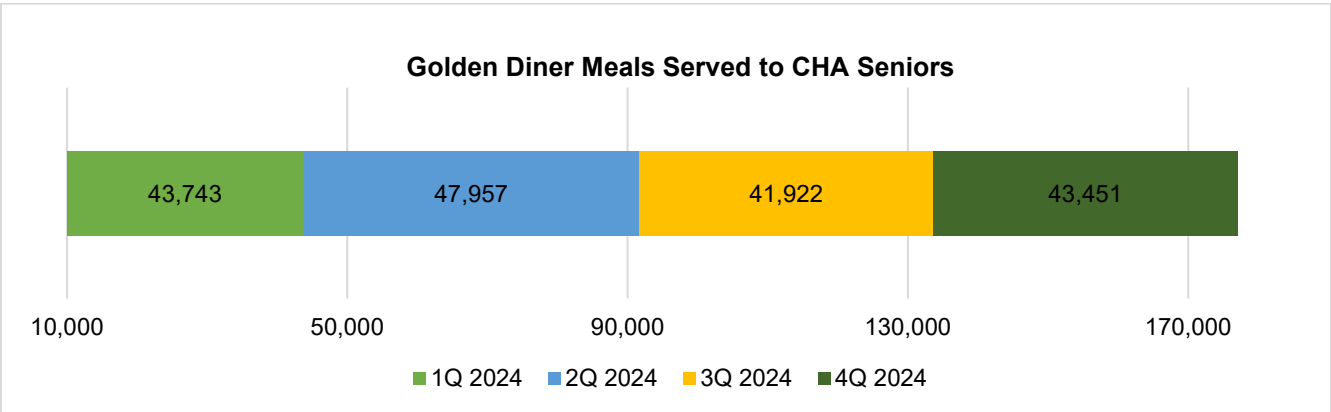
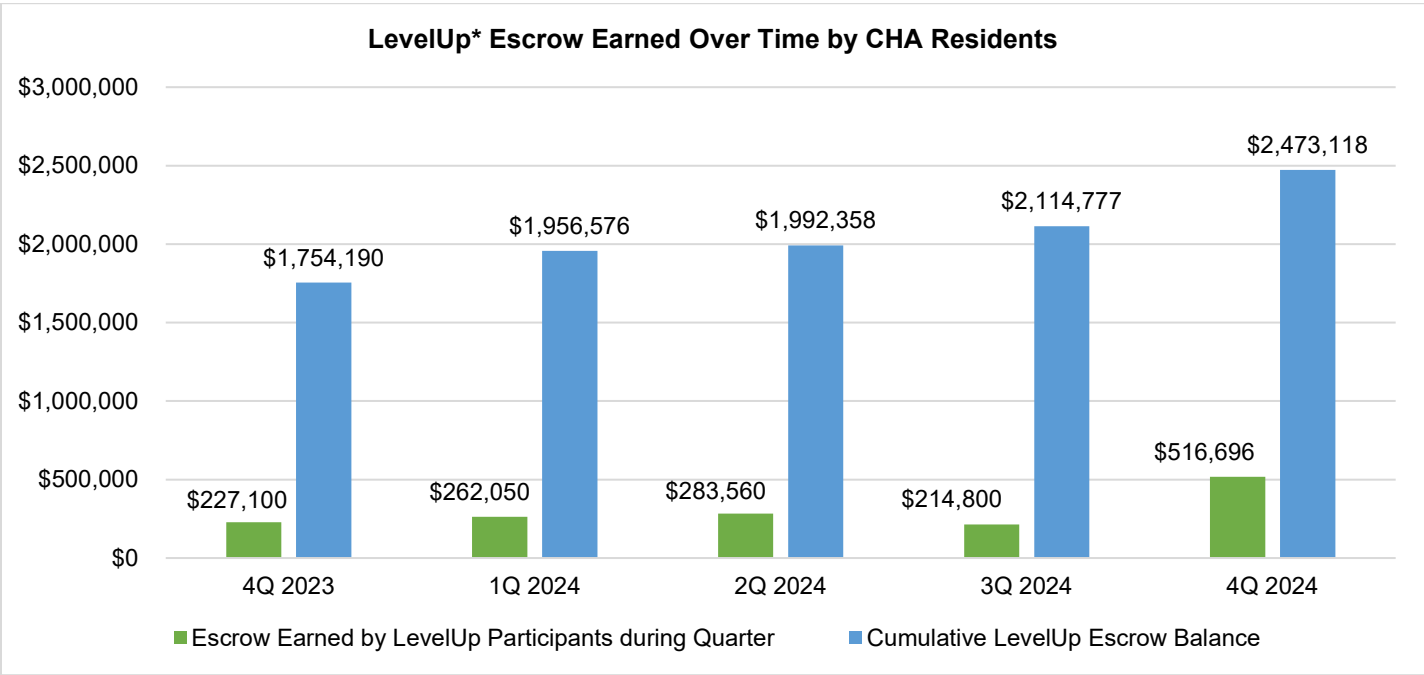


**DEVELOPMENT**

<b>FY2024 HOUSING UNDER CONSTRUCTION</b>				
<b>Development</b>	<b>Total Units</b>	<b>CHA</b>	<b>Affordable</b>	<b>Market Rate</b>
1237 N California	40	18	22	0
Canvas at Leland 4715 N Western	63	16	47	0
Encuentro Square	89	55	34	0
Grace Manor	64	19	45	0
Lakeview Landing	37	37	0	0
Ogden Commons A2	75	30	27	18
Parkside 5	99	37	28	34
Roosevelt Square 3B	207	75	40	92
Westhaven IID	96	38	25	33
<b>TOTAL</b>	<b>770</b>	<b>325</b>	<b>268</b>	<b>177</b>
<b>FY2024 HOUSING DELIVERED</b>				
BJ Wright	253	63	169	21
Englewood Family Homes	13	7	6	0
Oakwood Shores 3-1	51	19	15	17
Ogden Commons A1	92	37	46	9
Pedro Albizu Campos Apartments	63	31	32	0
Renaissance Partners	100	100	0	0
Roosevelt National Public Housing Museum	15	5	10	0
Sarah's Lakeside	24	24	0	0
The Chicago Lighthouse at The Foglia Residences	76	19	57	0
<b>TOTAL</b>	<b>687</b>	<b>305</b>	<b>335</b>	<b>47</b>

<b>FY2025 Projected Closings</b>					
<b>Development</b>	<b>Date</b>	<b>Total Units</b>	<b>CHA</b>	<b>Affordable</b>	<b>Market Rate</b>
Legends South A3	Feb-25	52	21	21	10
Oak and Larrabee Phase I	2Q 2025	78	37	24	17
Lathrop 1C	3Q 2025	309	121	92	96
Southbridge 1C	4Q 2025	105	37	19	49
Le Claire Phase 1A North/ Phase 1A South	4Q 2025	183	91	74	18
<b>Total</b>		<b>727</b>	<b>307</b>	<b>230</b>	<b>190</b>

RESIDENT SERVICES



**504**

residents connected to new or better jobs

**72**

residents graduated from training programs

**387**

residents attended hiring events

504 residents were connected to new or better jobs and 72 residents completed training programs. 387 residents attending hiring events.	11% higher income among WORC-placed residents compared to all employed residents.
46 residents graduated from the Business Academy, seven graduates started new businesses, and three graduates opened brick-and-mortar locations.	98% of surveyed graduates would recommend the Business Academy to a friend or family member.

**APPENDIX—CHA Household and Resident Demographic Data**

<b>4Q 2024 PUBLIC HOUSING HOUSEHOLD DEMOGRAPHIC DATA</b>				
	<b>Family</b>	<b>Senior</b>	<b>Mixed-Income</b>	<b>Total</b>
<b>TOTAL HOUSEHOLDS</b>	6,567	3,701	2,158	12,426
<b>AVERAGE HOUSEHOLD SIZE</b>	2	1	2	2
<b>HEAD OF HOUSEHOLD GENDER</b>				
% Female	87%	50%	88%	76%
% Male	13%	50%	12%	24%
<b>HEAD OF HOUSEHOLD RACE/ETHNICITY</b>				
% African American, non-Hispanic	86%	46%	96%	76%
% American Indian/Alaska Native, non-Hispanic	0.1%	0.4%	0.09%	0.2%
% Asian, non-Hispanic	0.3%	22%	0.09%	6%
% Hispanic, any race	12%	14%	3%	11%
% Native Hawaiian/Other Pacific Islander, non-Hispanic	0.03%	0.5%	0.0%	0.2%
% White, non-Hispanic	2%	17%	0.7%	6%
% Other/Unknown race, non-Hispanic	0.2%	0.2%	0.2%	0.2%
<b>DISABILITY STATUS</b>				
% of households with a disabled member	26%	38%	28%	30%
<b>HOUSEHOLD INCOME</b>				
% at 0-30% AMI (Extremely Low Income)	82%	94%	72%	84%
% at 31-50% AMI (Very Low Income)	12%	6%	17%	11%
% at 51-80% AMI (Low Income)	5%	0.7%	8%	4%
% at 81%+ AMI (Moderate Income)	2%	0.08%	3%	1%
<b>4Q 2024 PUBLIC HOUSING RESIDENT DEMOGRAPHIC DATA</b>				
<b>TOTAL RESIDENTS</b>	16,653	4,128	4,723	25,504
<b>AGE BRACKET</b>				
Youth (Age 0-17)	42%	0%	36%	34%
Working-Age (Age 18-54)	43%	0.5%	43%	36%
Near Elderly (Age 55-61)	5%	2%	6%	5%
Elderly (Age 61+)	10%	98%	15%	25%

4Q 2024 VOUCHER HOUSEHOLD DEMOGRAPHIC DATA			
	HCV	PBV	Total
<b>TOTAL HOUSEHOLDS</b>	42,818	10,350	53,168
<b>AVERAGE HOUSEHOLD SIZE</b>	2.3	1.3	2.0
<b>HEAD OF HOUSEHOLD GENDER</b>			
% Female	83%	50%	77%
% Male	17%	50%	23%
<b>HEAD OF HOUSEHOLD RACE/ETHNICITY</b>			
% African American, non-Hispanic	89%	72%	86%
% American Indian/Alaska Native, non-Hispanic	0.1%	0.2%	0.1%
% Asian, non-Hispanic	0.2%	6%	1%
% Hispanic, any race	8%	10%	8%
% Native Hawaiian/Other Pacific Islander, non-Hispanic	0.01%	0.3%	0.06%
% White, non-Hispanic	2%	11%	4%
% Other/Unknown race, non-Hispanic	0.2%	0.4%	0.2%
<b>HOUSEHOLDS WITH A DISABLED HOUSEHOLD MEMBER</b>			
% of households with a disabled member	34%	40%	35%
<b>HOUSEHOLD INCOME</b>			
% at 0-30% AMI (Extremely Low Income)	81%	90%	83%
% at 31-50% AMI (Very Low Income)	14%	8%	13%
% at 51-80% AMI (Low Income)	4%	2%	4%
% at 81%+ AMI (Moderate Income)	0.4%	0.1%	0.3%
4Q 2024 VOUCHER RESIDENT DEMOGRAPHIC DATA			
<b>TOTAL RESIDENTS</b>	96,214	13,131	109,345
<b>RESIDENT AGE BRACKET</b>			
% Youth (Age 0-17)	34%	13%	32%
% Working-Age (Age 18-54)	46%	24%	44%
% Near Elderly (Age 55-61)	6%	8%	6%
% Elderly (Age 62+)	13%	55%	18%



**APPENDIX—Detailed Property Listing for Public Housing**

Development	Location	Portfolio	Total Units	Occupied	Offline	Vacant
4400 Grove	4424-34 S Cottage Grove	Mixed Income	21	21	0	0
Ada S. Dennison-McKinley	661 E 69th St	Senior	125	111	10	4
Alfred Barnett Duster	150 S Campbell	Senior	129	121	5	3
Altgeld/Murray	Bishop Ford & E 130th	Family	1541	1395	99	47
Armour Square	31st & Wentworth (Multiple Addresses)	Senior	392	366	24	2
Bridgeport	31st & Halsted	Family	129	113	13	3
Britton Budd	501 W Surf	Senior	173	171	0	2
Brooks Homes	Racine & Roosevelt	Family	330	260	56	14
Cabrini Rowhouse	N LaSalle & W Chicago	Family	584	130	450	4
Casa Queretaro	2012 W 17th St	Mixed Income	15	13	0	2
City Gardens	Western & Van Buren (Multiple Addresses)	Mixed Income	25	24	0	1
Clybourn 1200	454 W Division	Mixed Income	26	26	0	0
Coleman Place	Michigan & 43rd St (Multiple Addresses)	Mixed Income	52	48	0	4
Dearborn Homes	31st & State	Family	668	568	71	29
Domain Lofts	900 N Kingsbury	Mixed Income	16	14	0	2
Dorchester	Stony Island & 71st St (Multiple Addresses)	Mixed Income	12	10	0	2
Ella Flag Young	4645 N Sheridan/ 4945 N Sheridan	Senior	437	394	23	20
Flannery	1507 N Clybourn/ 1531 N Clybourn	Senior	252	227	20	5
Fountain View	1335-1343 S Independence/ 3718-3724 W Douglas	Mixed Income	14	12	0	2
Gwendolyn Place	Michigan & 47th St (Multiple Addresses)	Mixed Income	30	28	0	2
Hansberry Square	State & Pershing (Multiple Addresses)	Mixed Income	83	79	0	4
Hilliard Family P1	2031 S Clark	Mixed Income	59	53	4	2
Hilliard Family P2	30 W Cermak	Mixed Income	58	55	1	2
Hilliard Senior P1	2111 S Clark	Senior	94	93	0	1
Hilliard Senior P2	30 W Cermak	Senior	94	93	1	0
Horner - Westhaven	Washington & Damen (Multiple Addresses)	Family	353	314	32	7
Jackson Square at West End	Madison & Western (Multiple Addresses)	Mixed Income	57	43	0	14
Jazz On the Boulevard	Cottage Grove & 43rd St (Multiple Addresses)	Mixed Income	30	30	0	0
Kenmore	5040 N Kenmore	Senior	100	92	0	8
Keystone Place	6336 S Ingleside	Mixed Income	38	36	0	2
Lake Parc Place	3983 S Lake Park	Family	290	246	38	6
Langston	43rd & Cottage Grove (Multiple Addresses)	Mixed Income	29	16	0	13
Lathrop Homes	Damen & Diversey (Multiple Addresses)	Family	293	0	293	0
Lawndale Garden	2537 S California (Multiple Addresses)	Family	121	106	10	5
Lidia Pucinska	847 N Greenview/ 838 N Noble	Senior	379	359	14	6

CHA Quarterly Report for the Quarter Ending 12/31/24

Development	Location	Portfolio	Total Units	Occupied	Offline	Vacant
Lofts on Arthington	3301 W Arthington	Mixed Income	66	63	0	3
Lowden	200 W 95th St (Multiple Addresses)	Family	127	115	11	1
Mahalia Jackson	9141/9177 S South Chicago	Senior	282	244	27	11
Mahalia Place	43rd and Michigan (Multiple Addresses)	Mixed Income	54	45	0	9
Maria Martinez	2140 N Clark/ 1845 N Larrabee/ 2111 N Halsted	Senior	317	257	50	10
Mary Hartwell Catherwood	3920/3930/3940 N Clark	Senior	358	341	8	9
Mary Jane Richardson-Jones	4930 S Langley/ 4949 S Cottage Grove	Senior	267	217	47	3
Mohawk North	Halsted & North (Multiple Addresses)	Mixed Income	16	16	0	0
North Town Village	Halsted & Division (Multiple Addresses)	Mixed Income	39	37	0	2
Northtown Village II	Halsted & Division (Multiple Addresses)	Mixed Income	40	39	0	1
Oakwood Shores 1A	Cottage Grove & Pershing (Multiple Addresses)	Mixed Income	63	60	0	3
Oakwood Shores 1B	Cottage Grove & Pershing (Multiple Addresses)	Mixed Income	63	58	0	5
Oakwood Shores 2A	Cottage Grove & Pershing (Multiple Addresses)	Mixed Income	81	79	0	2
Oakwood Shores P2 B1	Cottage Grove & Pershing (Multiple Addresses)	Mixed Income	29	28	0	1
Oakwood Shores P2 C Mercy	Cottage Grove & Pershing (Multiple Addresses)	Mixed Income	19	19	0	0
Oakwood Shores Phase 2B2	508 E Pershing	Mixed Income	20	20	0	0
Oakwood Shores Ter P2D	Cottage Grove & Pershing (Multiple Addresses)	Mixed Income	22	21	0	1
Old Town Square	Clark & Division (Multiple Addresses)	Mixed Income	16	16	0	0
Old Town Village West	Halsted & Division (Multiple Addresses)	Mixed Income	66	63	0	3
Orchard Park	Halsted & Division (Multiple Addresses)	Mixed Income	81	76	0	5
Park Boulevard	35th & State (Multiple Addresses)	Mixed Income	54	46	0	8
Park Boulevard Phase 2A	3622 S State	Mixed Income	46	40	0	6
Park Boulevard Phase 2B	35th & State (Multiple Addresses)	Mixed Income	37	36	0	1
Park Douglas	California & Roosevelt (Multiple Addresses)	Mixed Income	60	54	0	6
Parkside 2B	459 W Division	Mixed Income	36	35	0	1
Parkside Condo	Halsted & Division (Multiple Addresses)	Mixed Income	72	72	0	0
Parkside Condo 1B	Halsted & Division (Multiple Addresses)	Mixed Income	35	34	0	1
Parkside of Old Town P2 A	Halsted & Division (Multiple Addresses)	Mixed Income	39	39	0	0
Pomeroy	5650 N Kenmore	Senior	105	98	1	6
Presbyterian Homes	3801 N Pine Grove/ 416 W Barry	Family	60	42	16	2
Quincy	43rd & Vincennes (Multiple Addresses)	Mixed Income	27	14	0	13
Region 1 Large (50+) Units	925 N California	Family	51	44	3	4
Region 1 Medium (7-49) Unit	Multiple Addresses	Family	189	173	13	3

CHA Quarterly Report for the Quarter Ending 12/31/24

Development	Location	Portfolio	Total Units	Occupied	Offline	Vacant
Region 1 Single Units	Multiple Addresses	Family	66	54	12	0
Region 1 Small (2-6 Units)	Multiple Addresses	Family	1133	1049	65	19
Region 2 Medium (7-49 Units)	Multiple Addresses	Family	169	89	77	3
Region 2 Single Units	Multiple Addresses	Family	32	26	6	0
Region 2 Small (2-6 Units)	Multiple Addresses	Family	426	327	85	14
Region 3 Large (50+ Units)	7120 S Merrill	Family	51	44	7	0
Region 3 Medium (7-49 Units)	Multiple Addresses	Family	31	23	8	0
Region 3 Single Units	Multiple Addresses	Family	21	17	4	0
Region 3 Small (2-6 Units)	Multiple Addresses	Family	228	195	27	6
Region 4 Medium (7-49 Units)	Multiple Addresses	Family	45	40	2	3
Region 4 Single Units	Multiple Addresses	Family	89	65	22	2
Region 4 Small (2-6 Units)	Multiple Addresses	Family	288	251	30	7
Renaissance North	551 W North	Mixed Income	18	18	0	0
Roosevelt Square Phase II	Racine & Roosevelt (Multiple Addresses)	Mixed Income	120	118	0	2
Rosenwald Courts Apt	4642 S Michigan	Senior	60	60	0	0
Savoy Square	State & 43rd St (Multiple Addresses)	Mixed Income	60	58	0	2
Shops and Lofts at 47th	747 E 47th St	Mixed Income	28	28	0	0
SS Region 3	Multiple Addresses	Family	32	27	4	1
SS Region 4	10527 S Corliss	Family	2	0	2	0
St Edmund's Oasis	Michigan & 63rd St (Multiple Addresses)	Mixed Income	19	18	0	1
St Edmund's Meadows	Michigan & 63rd St (Multiple Addresses)	Mixed Income	14	12	0	2
Sullivan Station	Ellis & 43rd St (Multiple Addresses)	Mixed Income	47	47	0	0
Taylor Street Apts	1342 W Taylor	Mixed Income	37	37	0	0
The Pershing	State & Pershing (Multiple Addresses)	Mixed Income	27	24	0	3
Trumbull	Torrence & 107th St (Multiple Addresses)	Family	465	377	58	30
Washington Park	Woodlawn & 55th St	Family	252	183	53	16
Wentworth Gardens	3700 S Wentworth (Multiple Addresses)	Family	343	294	43	6
West End	Western & Madison (Multiple Addresses)	Mixed Income	14	11	0	3
West End Phase 2	Western & Madison (Multiple Addresses)	Mixed Income	65	48	0	17
Westhaven Park	Damen & Madison (Multiple Addresses)	Mixed Income	87	80	0	7
Westhaven Park Phase II C	Damen & Madison (Multiple Addresses)	Mixed Income	45	45	0	0
Westhaven Park Phase IIB	Damen & Madison (Multiple Addresses)	Mixed Income	70	64	0	6
WHP Tower	100 N Hermitage	Mixed Income	34	32	0	2
Wicker Park	1414 M Damen/ 2020 W Schiller	Senior	225	214	8	3
Zelda Ormes	116 W Elm	Senior	269	243	22	4

**APPENDIX—Detailed Property Listing for Project-Based Voucher Housing**

Property Name	Address	Portfolio	Target Population	Total CHA Units
5150 Northwest Apartments	5150 N Northwest Hwy	PBV	Supportive	20
5150 Northwest Apartments (VASH)	5150 N Northwest Hwy	PBV	Supportive	10
16 N Lorel	16-18 N Lorel	Mod Rehab	Family	51
3714-16 W Wrightwood Apartments	3714-3716 W Wrightwood	PBV	Family	5
4441-47 S Greenwood LP	4441-4447 S Greenwood	Mod Rehab	Family	66
600 S Wabash LP	618 S Wabash	PBV	Supportive	76
65th Infantry Regiment Veterans Housing	1045 N Sacramento	PBV	Supportive	10
65th Infantry Regiment Veterans Housing (VASH)	1045 N Sacramento	PBV	Supportive	44
9000 S Justine LLC	1531-1539 W 90th St	PBV	Family	4
Access Housing	Varies by Building	PBV	Supportive	38
Albany Terrace Apartments	3030 W 21st Place	RAD 1	Senior	352
Anchor House	1230 W 76th St	PBV	Family	108
Archer Avenue Senior Residences	2928 S Archer	PBV	Senior	12
Aurea E Martinez Apartments	5525 W Diversey	RAD 1	Family	45
Austin Apartments	334 N Menard	PBV	Supportive	5
Austin Apartments	334 N Menard	RAD 2	Supportive	52
Belray Apartments	3150 N Racine	Mod Rehab	Supportive	70
Bettendorf Place	8425 S Saginaw	PBV	Supportive	18
BJ Wright Apartments	1354 S Morgan	PBV	Family	84
Boulevard Apartments	Varies by Building	PBV	Family	15
Boxelder Court	6205-6215 S Langley	PBV	Family	6
Brainerd Park Apartments	8920 S Loomis St	PBV	Family	10
Branch of Hope	5628-5630 S Halsted	PBV	Family	57
Bryn Mawr	5550 N Kenmore	PBV	Family	10
Buffett Place	3208 N Sheffield	PBV	Supportive	51
Butler Lindon Apartments	6146 S Kenwood	PBV	Supportive	7
Butler Lindon Apartments	6146 S Kenwood	RAD 2	Supportive	5
Carling, LLC	1512 N La Salle	PBV	Family	39
Caroline Hedger Apartments	6400 N Sheridan	RAD 1	Senior	450
Casa Durango	1858 S Racine	PBV	Family	9
Casa Maravilla LP	2021 S Morgan	PBV	Senior	14
Casa Morelos LP	2015 S Morgan	PBV	Family	7
Casa Veracruz Apartments	2014 S Racine	PBV	Family	59
Chicago Lighthouse	1134 S Wood	PBV	Family	14
Clark Estes Apartments	7070 N Clark	PBV	Family	15
Concord at Sheridan	6438 N Sheridan	RAD 1	Family	65
Covent Apartments	2653 N Clark	PBV	Supportive	30

CHA Quarterly Report for the Quarter Ending 12/31/24

Property Name	Address	Portfolio	Target Population	Total CHA Units
Crestwood Apartments	525 N Austin	PBV	Senior	56
Crowder Place Apartments	3801 N Pine Grove	PBV	Senior	11
Daniel Hudson Burnham Apartments	1930 W Loyola	RAD 1	Senior	179
Deborah's Place II	1530 N Sedgwick	PBV	Supportive	39
Deborah's Place III	2822 W Jackson	RAD 2	Supportive	90
Devon Place	1950 W Devon	PBV	Family	15
Drex 8031 LLC	8031-8035 S Drexel	PBV	Supportive	10
East Park Apartments	3300 W Maypole	PBV	Family	150
Eddie Mae & Alex Johnson Apartments	6230 S Dorchester	RAD 2	Supportive	29
Edith Spurlock Sampson Apartments	2640 N Sheffield	RAD 1	Senior	405
Elizabeth Davis Apartments	440 N Drake	RAD 1	Senior	148
Englewood Permanent Supportive Housing	901 W 63rd St	PBV	Supportive	50
Evergreen Towers II LLC	1343 N Cleveland	PBV	Senior	10
Fannie Emanuel Apartments	3916 W Washington	RAD 1	Senior	181
Focus Apartments	165 N Central	PBV	Supportive	10
G & A Residence at Spaulding	1750 N Spaulding	PBV	Family	9
G & A Senior Residence at Eastgate Village	300 E 26th St	PBV	Senior	35
G & A Senior Residences at Ravenswood	1818 W Peterson	PBV	Senior	37
G & A Senior Residences of West Ridge	6142 N California	PBV	Senior	19
Garden View Apartments	1235 S Sawyer	PBV	Supportive	14
Grais Apartments	6808 N Wayne	PBV	Supportive	4
Grais Apartments	6808 N Wayne	RAD 2	Supportive	40
Hancock House Limited Partnership	12045 S Emerald	PBV	Senior	15
Harriet Tubman Apartments	5755-5759 S Michigan/ 108-114 E 58th St	PBV	Family	11
Harrison Courts	2910-2950 W Harrison	PBRA	Family	122
Harvest Commons Apartments	1519 W Warren Blvd	PBV	Supportive	86
Hattie Callner Apartments	855 W Aldine	RAD 1	Senior	146
Hilliard Homes I	2111 S Clark	PBV	Senior	69
Hilliard Homes II	30 W Cermak	PBV	Senior	73
Holland House	240 W 107th Pl	Mod Rehab	Supportive	70
Hollywood House	5700 N Sheridan	PBV	Senior	47
HOME (Nathalie Salmon/Blackhawk Manor)	4955 W Medill/ 2317 N Laverne/ 7320 N Sheridan	PBV	Senior	8
Hope Manor Apartments I	3053 W Franklin Blvd	PBV	Supportive	31

CHA Quarterly Report for the Quarter Ending 12/31/24

Property Name	Address	Portfolio	Target Population	Total CHA Units
Hope Manor Apartments II	815-823 W 60th St/ 6000-6030 S Green/ 6002 S Halsted	PBV	Supportive	71
Hope Manor Apartments- VASH	3053 W Franklin Blvd	PBV	Supportive	9
HOW Evanston	2215 Dempster St Evanston	PBV	Supportive	12
Howard Apartments Limited Partnership	1567-1569 N Hoyne	PBV	Family	12
Humboldt House	1819 N Humboldt Blvd	PBV	Supportive	31
Humboldt Park Residence	1152 N Christiana	PBV	Family	28
IAHI - Park Place Towers	655 W Irving Park	PBV	Supportive	5
Illinois Accessible Housing Initiative	Varies by Building	PBV	Supportive	40
Independence Apartments	4022 N Elston	RAD 1	Senior	30
Independence Apartments	924 S Lawndale/ 925-935 S Independence	PBV	Family	8
Irene McCoy Gaines	3700 W Congress	RAD 1	Senior	150
Ironwood Courts	6019-6029 S Indiana	PBV	Family	14
Jade Garden Limited Partnership	330-338 W Cermak/ 2156-2162 S Tan Ct	PBV	Family	28
John Pennycuff Memorial Apts	2037 N Milwaukee	RAD 1	Family	47
Judge Fisher Apartments	5821 N Broadway	RAD 1	Senior	198
Judge Green Apartments	4030 S Lake Park	RAD 1	Senior	153
Judge Slater Apartments and Annex	4218 S Cottage Grove/ 740 E 43rd St	RAD 1	Senior	402
Karibuni Place	8200 S Ellis	PBV	Supportive	9
Karibuni Place	8200 S Ellis	Mod Rehab	Supportive	60
Kenmore Plaza	5225 N Kenmore	PBV	Senior	100
Kenneth Campbell Apartments	6360 S Minerva	RAD 1	Senior	165
King Legacy LP	3800-3814 W 16th St/ 1550-1556 S Hamlin/ 1549-1555 S Avers	PBV	Family	10
Lake Park Crescent	1061 E 41st Pl/ 4000 S Oakenwald	RAD 1	Family	60
Lake Street Studios	727 W Lake St	PBV	Family	61
Lake Village East Apartments	4700 S Lake Park/ 1350-1360 E 47th Pl	PBV	Family	66
Las Americas Apartments	1611 S Racine	RAD 1	Senior	211
Lathrop 1A	Clybourn & Diversey	RAD 1	Family	151
Lathrop 1B	Clybourn & Diversey	RAD 1	Family	29
Lathrop Elderly	2717 N Leavitt	PBRA	Senior	91
Lawson House	803 N Dearborn	PBV	Supportive	87
Lawson House (VASH)	803 N Dearborn	PBV	Supportive	21
Leigh Johnson Courts	1034-1112 E 73rd St/ 7227-7239 S Dobson	PBV	Family	4
Leland Apartments	1207 W Leland	PBV	Family	11
Leland Apartments (VASH)	1207 W Leland	PBV	Supportive	14

CHA Quarterly Report for the Quarter Ending 12/31/24

Property Name	Address	Portfolio	Target Population	Total CHA Units
Leontyne Apartments	43rd St & Vincennes	PBV	Family	12
Levy House	1221 W Sherwin	PBV	Senior	33
Liberty Square Apartments	Central Park & Harrison	PBV	Family	5
Lincoln Perry Apartments and Annex	243 E 32nd St/ 3245 S Prairie	RAD 1	Senior	444
Long Life Apartments	344 W 28th Pl	RAD 1	Senior	113
Loomis Courts	1314-1342 W 15th St	PBRA	Family	124
Lorraine Hansberry Apartments	5670 W Lake	RAD 1	Senior	167
Los Vecinos Apartments	4250 W North	PBV	Supportive	9
Los Vecinos Apartments	4250 W North	Mod Rehab	Supportive	50
LPCS Permanent Supportive Housing	1521 N Sedgwick	PBV	Supportive	20
Lucy Gonzalez Parsons Apartment	2614 N Emmett	RAD 1	Family	50
Luxe Properties	Varies by Building	PBV	Family	6
Lyndale Apartments	2569-2575 W Lyndale/ 2207-2221 N Rockwell	PBV	Family	54
Mae Suites	148 N Mayfield	Mod Rehab	Supportive	39
Major Jenkins	5016 N Winthrop	PBV	Supportive	76
Major Robert Lawrence Apartments	655 W 65th St	RAD 1	Senior	191
Maple Pointe Apartments	150 W Maple	PBV	Family	112
Mark Twain Apartments	111 W Division	PBV	Family	148
Marshall 1232 LLC	1216 N La Salle	PBV	Family	85
Midwest Apartments	6 N Hamlin	PBV	Family	22
Milwaukee Avenue Apartments	3064 N Milwaukee	PBV	Supportive	11
Minnie Riperton Apartments	4250 S Princeton	RAD 1	Senior	336
Montclare Senior Residences of Avalon Park	1210 E 78th St	PBV	Senior	38
Montclare Senior Residences of Calumet Heights	9401 S Stony Island	PBV	Senior	34
Mulvey Place	416 W Barry	PBV	Senior	9
National Public Housing Museum Residences	907-909 S Ada	PBV	Family	5
New Mom's Oak Park	206-212 Chicago	PBV	Supportive	14
New Mom's Transformation Project	5317 W Chicago	PBV	Supportive	32
North & Talman III Limited Partnership	1605-1619 N Washtenaw	PBV	Family	8
North Avenue Apartments	2654 W North	PBV	Family	16
North Park Village Apartments	5801 N Pulaski Road, Bldg H	PBV	Senior	74
Northtown Apartments	2410 W Pratt Blvd	RAD 1	Senior	31
Nuestro Hogar	3653-3657 W Wabansia/ 1314-1318 N Karlov/ 4101-4103 W Kamerling	PBV	Family	11
Oakwood Shores Phase 3-1	624 E Pershing	RAD 1	Family	19



CHA Quarterly Report for the Quarter Ending 12/31/24

Property Name	Address	Portfolio	Target Population	Total CHA Units
Ogden Commons A-1 Residential	1325 S Washtenaw	RAD 1	Family	37
Oso Apartments	3435 W Montrose	RAD 1	Family	32
Park Apartments	202-224 E Garfield Blvd/ 5447 S Indiana/ 5446-50 S Prairie/ 5732 S Calumet	PBV	Family	30
Park Boulevard 3B	41 W 36th St	RAD 1	Family	36
Parkside Four Phase II	Halsted & Division	RAD 1	Family	35
Paseo Boricua Arts Building	2711 W Division	PBV	Family	6
Patrick Sullivan Apartments	1633 W Madison	RAD 1	Senior	479
Pedro Albizu Campos Apartments	1203 N California	PBV	Family	31
Phoenix House	1251 S Sawyer	PBV	Supportive	32
Pierce House	3527 W North	PBV	Supportive	25
Pine Central Apartments)	743-755 N Central	Mod Rehab	Family	35
Pullman Artspace	11137 S Langley	PBV	Family	6
Ravenswood Senior Living	4515 N Winchester	RAD 1	Senior	74
Reba Place Fellowship	1528 W Pratt Blvd/ 1545 W Pratt Blvd	PBV	Family	6
Rebecca Walker	126 S Central	Mod Rehab	Supportive	22
Renaissance Partners	3757 S Wabash	RAD 2	Supportive	100
Renaissance West Apartments	2517 W Fullerton	PBV	Family	95
Roosevelt Road Veterans Housing	2908 W Roosevelt	PBV	Supportive	75
Roosevelt Square Phase 1	1030 S Racine	RAD 1	Family	125
Roosevelt Towers LLC	3440 W Roosevelt	PBV	Senior	126
Rosa Parks Limited Partnership	Central Park & Chicago	PBV	Family	13
Rosenwald Courts	4642 S Michigan	PBV	Senior	60
Rowan Trees Apartments	500 W Englewood	PBV	Supportive	6
Rowan Trees Apartments	500 W Englewood	RAD 2	Supportive	39
San Miguel	907 W Argyle	PBV	Family	9
Sankofa House	4041 W Roosevelt	PBV	Family	28
Sarah's on Sheridan	1005 W Leland	PBV	Supportive	27
Schiff Residence	1244 N Clybourn	PBV	Family	46
Schiller Place LP	731 W Schiller	PBV	Family	24
Schneider Apartments	1750 W Peterson	RAD 1	Senior	176
Senior Suites Chicago, Auburn Gresham, LLC	1050 W 79th St	PBV	Senior	17
Sheffield Residences	2700 N Sheffield	PBV	Family	50
Sojourner Truth Apartments	103-115 E 58th St/ 5801 S Michigan	PBV	Family	23
South Park Plaza LP	Dr Martin Luther King Jr Dr & 26th St	PBV	Family	32
Southbridge Phase 1A	2310 S State	RAD 1	Family	34
Southbridge Phase 1B	2344 S State	RAD 1	Family	34



CHA Quarterly Report for the Quarter Ending 12/31/24

Property Name	Address	Portfolio	Target Population	Total CHA Units
St. Andrews Court, LP	50 N Hoyne	PBV	Supportive	30
St. Edmund's Court, LLC	5921-5937 S Wabash	PBV	Family	10
St. Leo Residence	7750 S Emerald	PBV	Supportive	50
St. Leo Residence (VASH)	7750 S Emerald	PBV	Supportive	40
Sunnyside Kenmore Apartments	4130 N Kenmore/ 847-849 W Sunnyside	PBV	Family	10
The Raven	4733 N Wolcott	PBV	Family	16
The Resurrection Home	1910 S Albany/ 2124 W 19th St	PBV	Family	5
The Suites of Autumn Green at Wright Campus	4255 N Oak Park	PBV	Senior	8
Thresholds at Casa de Troy	6355-6357 S Troy/ 3116-3120 W 64th St	PBV	Supportive	16
Thresholds at Edgewater Shores	5326 N Winthrop Ave	PBV	Supportive	8
Tierra Linda Apartments	Varies by Building	PBV	Family	1
Tierra Linda Apartments	Varies by Building	PBV	Family	8
Tierra Linda Apartments	Varies by Building	PBV	Family	3
Tierra Linda Apartments	Varies by Building	PBV	Family	2
Town Hall Apartments	3600 N Halsted	PBV	Senior	79
Trumbull Apts	1310-1314 S Spaulding/ 1428 S Trumbull	PBV	Supportive	13
Veterans New Beginnings Limited Partnership	8140 S Racine	PBV	Supportive	46
Victory Centre of South Chicago SA	9233 S Burley	PBV	Senior	14
Villages of Westhaven	Damen & Madison	RAD 1	Family	94
Vivian Carter Apartments	6401 S Yale	RAD 1	Senior	221
Vivian Gordon Harsh Apartments	4227 S Oakenwald	RAD 1	Senior	123
Wabash Apartments	23-31 E 61st St/ 6100-6108 S Wabash	PBV	Supportive	24
Warren Apartments	3-11 N Ashland	PBV	Family	25
Washington Park Apartments	5000 S Indiana	PBV	Family	29
Washington Park Apartments	5000 S Indiana	Mod Rehab	Supportive	31
Wentworth Commons	11045 S Wentworth	PBV	Family	10
West Humboldt Place	3543 W Chicago	PBV	Supportive	4
William Jones Apartments	1447 S Ashland	RAD 1	Senior	114
Wilson Yards Partners Limited Partnership	1026 W Montrose	PBV	Family	16
Wilson Yards Senior Apartments	1032 W Montrose	PBV	Senior	20
Winterberry Place, Inc.	321-325 E 48th St/ 4802-4806 S Calumet	PBV	Family	6
Wrightwood Senior Apartments	2815 W 79th St	PBV	Senior	17
Xavier Apartments	625 W Division	PBV	Family	24
Zapata Apartments Limited Partnership	3734 W Cortland/ 3503 W Armitage/ 1955 N St Louis/ 3230 W Armitage	PBV	Family	17

